



M

E

$T_C = 25$

Parameter	Symbol	Rating	Unit
Drain-Source Voltage	V_{DS}	40	V
Gate-Source Voltage	V_{GS}	± 20	V
Continuous Drain Current	$I_{D@TC=25}$	40	A
	$I_{D@TC=75}$	30.4	A
	$I_{D@TC=100}$	25.2	A
Pulsed Drain Current	I_{DM}		



Fig.1 Power Dissipation

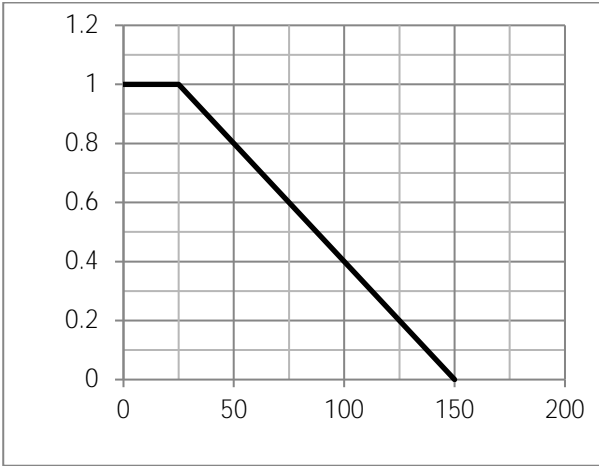


Fig.2 Typical output Characteristics

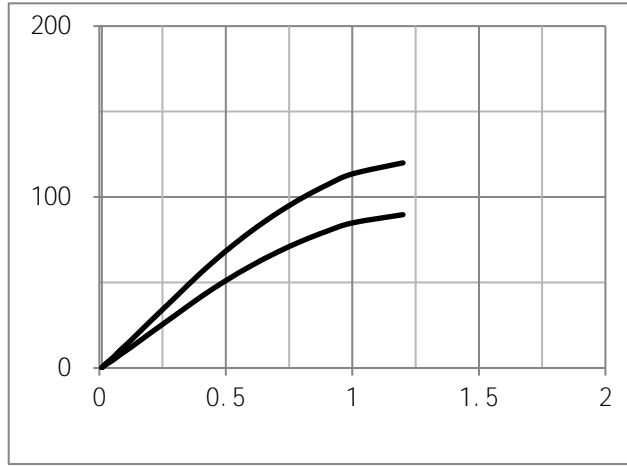


Fig.3 Threshold Voltage V.S Junction Temperature

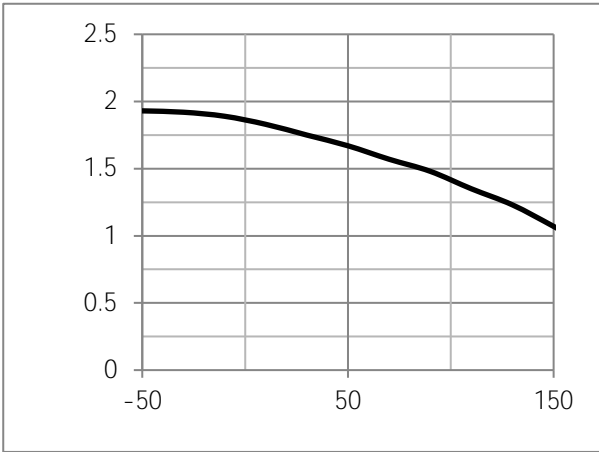


Fig.4 Resistance V.S Drain Current

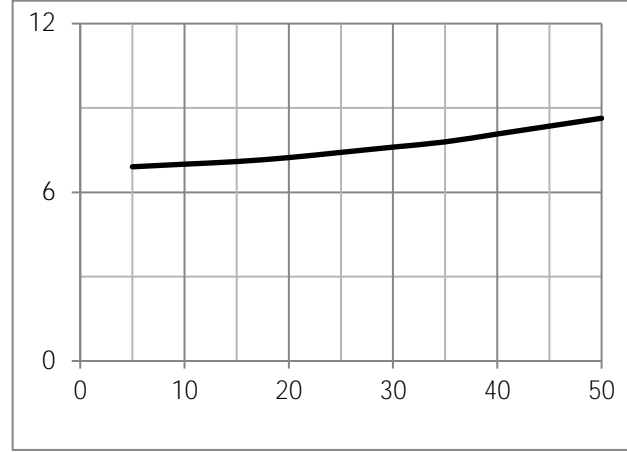




Fig.

