



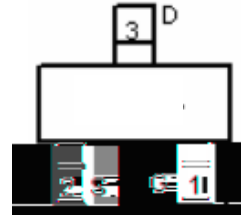
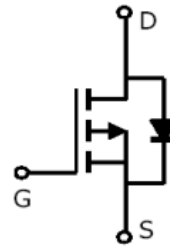
Product Summary

This device is suitable for use as a load switch or in PWM applications.

$r_{DS(ON)}$  to minimize conductive loss

PWM


nd Synchronous Rectifier




Maximum Ratings  $T_c = 25$

Parameter	Symbol	Rating	Unit
Drain-Source Voltage	$V_{DS}$	-30	V
Gate-Source Voltage	$V_{GS}$	12	V
Continuous Drain Current	$I_{D@TC=25}$	-4.2	A
	$I_{D@TC=75}$	-3.2	A
	$I_{D@TC=100}$	-2.6	A
Pulsed Drain Current	$I_{DM}$	-12	A
Total Power Dissipation( $T_A=25$ )	$P_D@T_A=25$	1.4	W
Total Power Dissipation( $T_A=70$ )	$P_D@T_A=70$	1.0	W
Operating Junction Temperature	$T_J$	-55 to 150	
Storage Temperature	$T_{STG}$	-55 to 150	







Dimensions (SOT-23)

Unit mm

