



Ordering Information:

Absolute Maximum Ratings $T_c = 25$

Parameter	Symbol	Rating	Unit
Drain-			


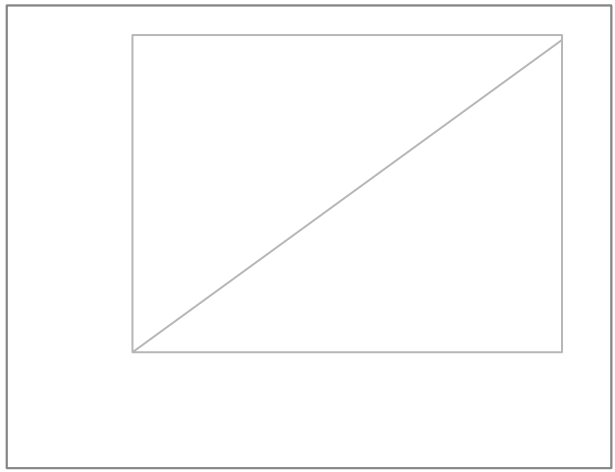
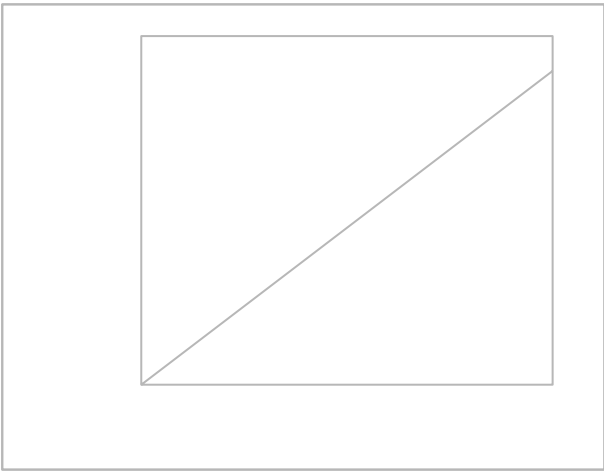




Fig.11 Switching Time Measurement Circuit

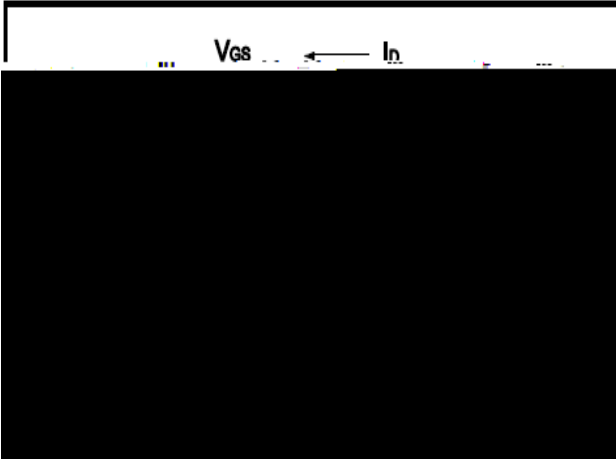
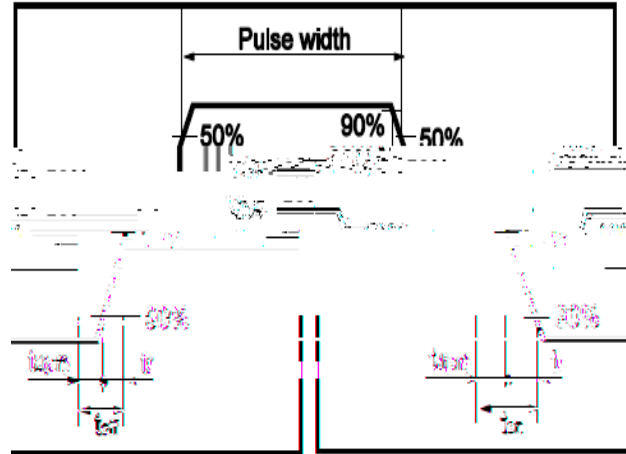


Fig.12 Gate Charge Waveform





Dimensions (TO-220)

Unit mm

	2..		2
	0.		.			0 2	
	..		2.		.		2
	.		..		0 .		2 .
	. 1		.		1..	1 .	2..
	..		.		0 .		1..
	.		.		0..		1..
					1 .		1 .

