



**Ordering Information:**

**Absolute Maximum Ratings  $T_C = 25$**

Parameter	Symbol	Rating	Unit
Drain-Source Voltage	$V_{DS}$	20	V
Gate-Source Voltage	$V_{GS}$	$\pm 12$	V

$I_{D@TC=25}$

Continuous Drain Current



Fig.1 Power Dissipation

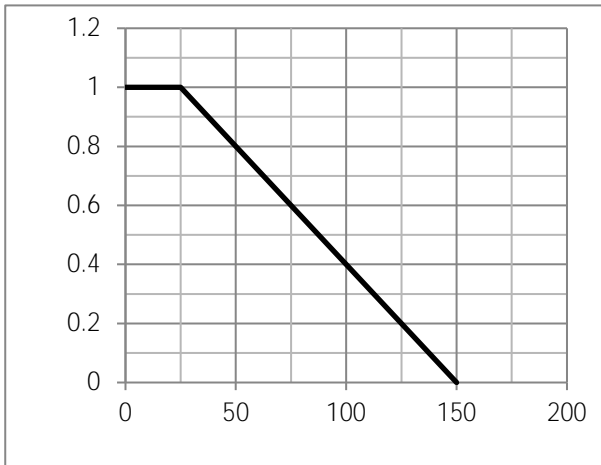


Fig.2 Typical output Characteristics

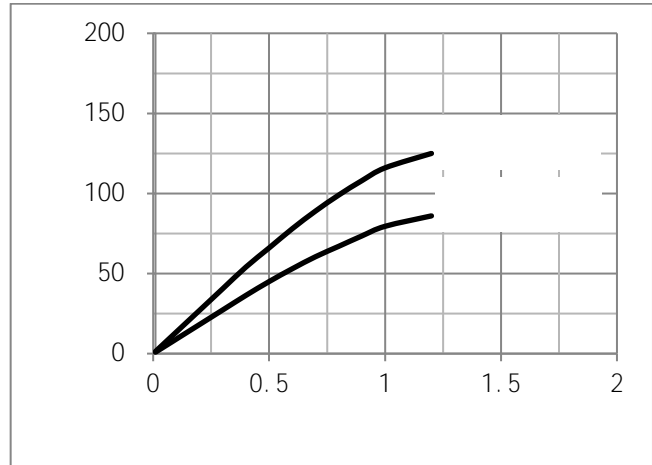


Fig.3 Threshold Voltage V.S Junction Temperature

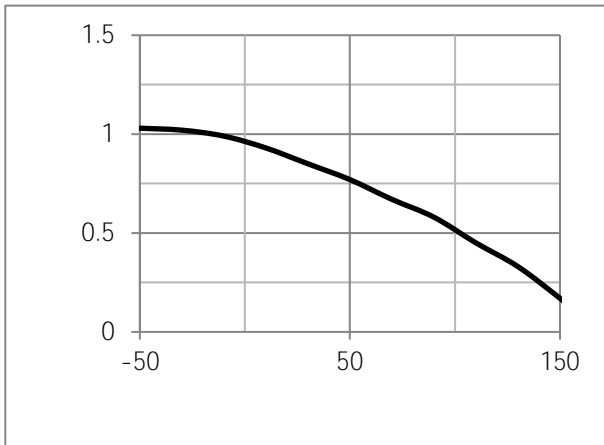


Fig.4 Resistance V.S Drain Current

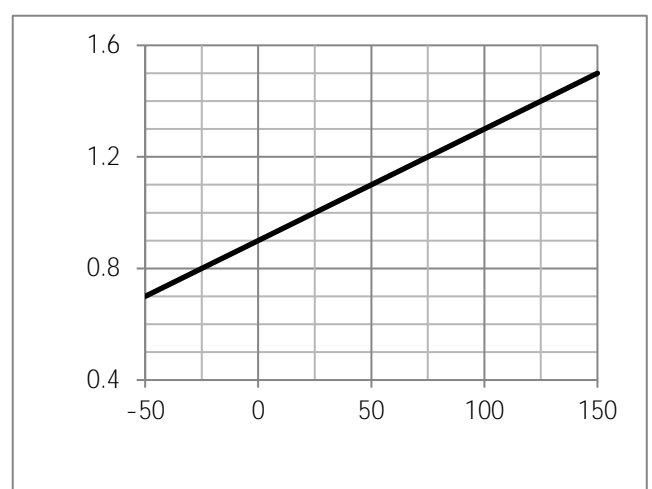
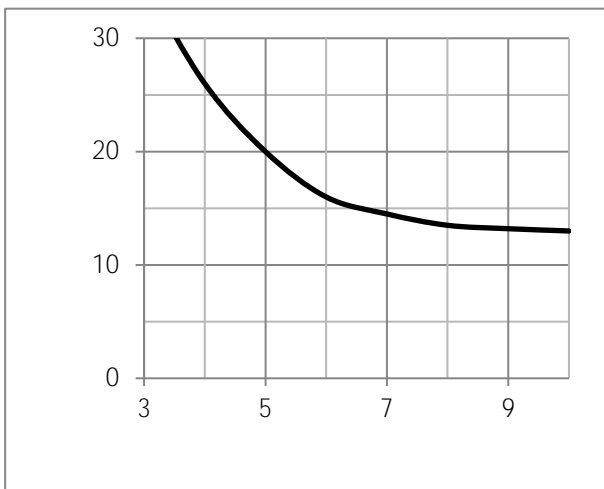
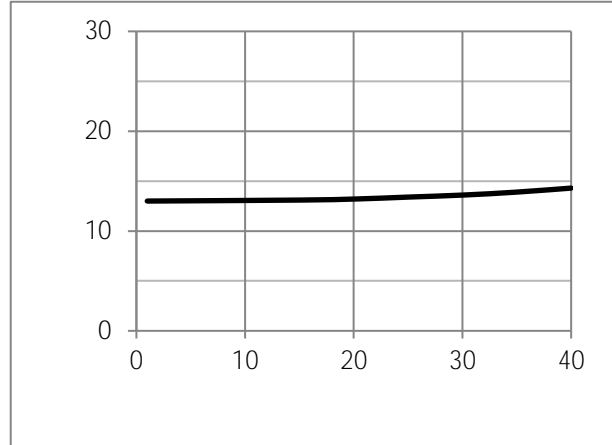




Fig.7

**Dimensions(SOP8)**

Unit: mm

SYMBOL	min	TYP	max	SYMBOL	min		max
A	4.80		5.25	C	1.30		1.75
A1	0.37		0.49	C1	0.55		0.75
A2		1.27		C2	0.55		0.65
A3		0.41		C3	0.05		0.20
B	5.80		6.20	C4	0.10	0.20	0.23
B1	3.80		4.10	D		1.05	
B2		5.00		D1	0.40		0.62

